

# SECULAR INSTITUTES IN THE WORLD

## STATISTICAL DATA - May 2018

*Survey carried out at the end of 2017 among the members of the CMIS*

**Remark about the method:** *the basis of this data is not the same depending on the questions: some Institutes did not answer the whole questionnaire or answered some questions only, and sometimes with some inconsistency. So the numbers are not absolutely accurate data, but they give significant main tendencies.*

**Institutes of pontifical right** (basis: 184 Institutes, members of the CMIS)

77 are of pontifical right, of which:

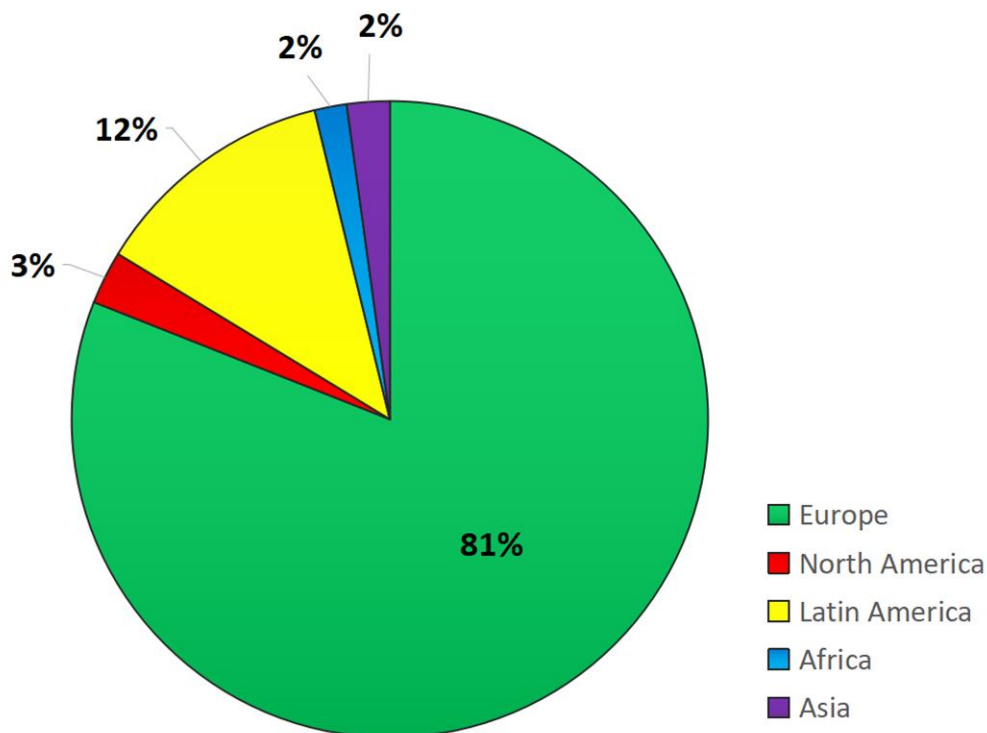
- 36 in Italy (i.e. 48%),
- 9 only are non-European: Brazil, Argentina, Colombia, Mexico, Canada, India and Japan.

All the others are of diocesan right.

**Canonical creation** (basis: 184 Institutes):

The main period for canonical creations is before Vatican II and in the immediate following years, from groups existing for a few decades. After 1980: 53 formal creations, of which only 3 after 2000.

At present, there is almost no creation of secular Institutes in the world. Are they well known? Are the present generations more interested in other forms of consecrated life? How do these new forms of secular consecration question the future of secular Institutes?

**Countries of creation** (basis: 184 Institutes):

- **Europe:** (149 SI, i.e. **81%**):

Italy ( 62 ) ; France ( 26 ) ; Spain ( 24 ) ; Germany and Poland ( 9 ) ; Austria ( 5 ) ; Switzerland ( 3 ) ; Belgium, Netherlands, Portugal and United Kingdom ( 2 ) , Hungary, Slovakia and Croatia ( 1 )

- **Latin America:** (23 SI, i.e. **12,5%**):

Brazil ( 7 ) , Mexico ( 6 ) , Argentina ( 5 ) , Colombia ( 2 ) , Dominican Republic, Ecuador and Uruguay ( 1 )

- **North America:** Canada ( 5 )

- **Africa:** Eritrea ( 2 ) and Burundi ( 1 )

- **Asia:** India ( 3 ) and Japan ( 1 )

Up to now, Secular Institutes have mostly been created in Europe. However, many have a strong presence in the whole world (see below); so they are increasingly confronted with the challenges of cultural diversity, for example in the formation and the life of their members.

**Kinds of Institutes** (basis: 184 Institutes members of the CMIS)

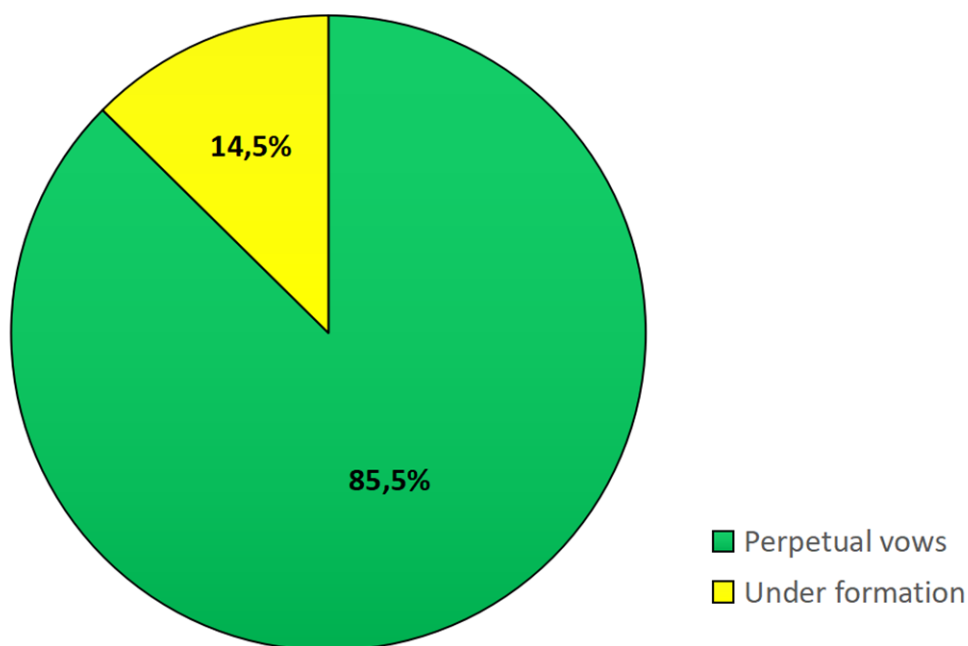
- for women: 157
- for lay men: 6
- for priests: 10
- mixed (with 2 or 3 « branches »): 11
- 

The human reality of secular Institutes is mostly feminine.

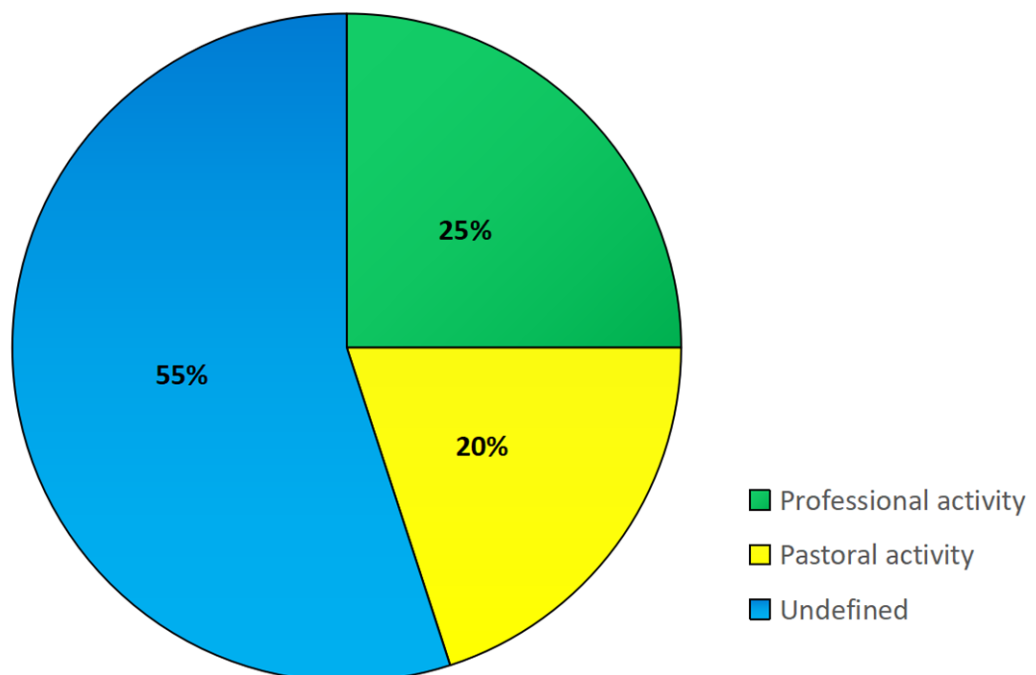
**Number and activity of the members** (basis: 150 Institutes):

- 129 Institutes of women: 17.777 members in perpetual vows (+ 2.465 under formation), i.e. an average of 137 members (+ 14% under formation);
- 6 Institutes of priests: 2.002 members in perpetual vows (+ 766 under formation), i.e. an average of 300 members (+ 38% under formation);
- 5 Institutes of lay men: 300 members in perpetual vows (+ 61 under formation), i.e. an average of 60 members (+ 20% under formation);
- 10 mixed Institutes: 485 in perpetual vows (+ 175 under formation, i.e. 36%)

**Total: 24.031 members, of which 3.467 under formation (14,5%).**



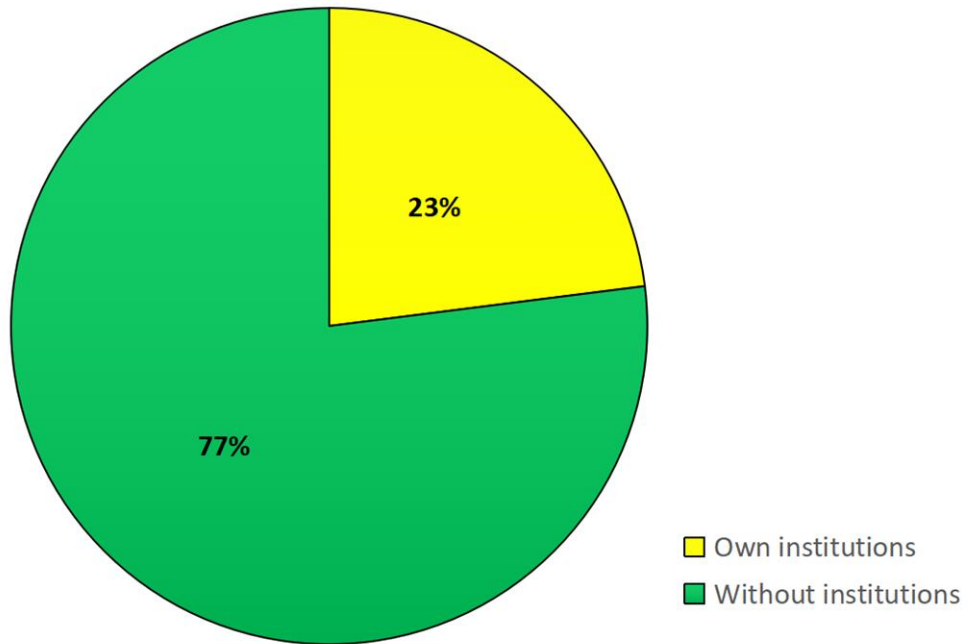
- **25 % of the total number stated a professional activity** (outside Catholic institutions) – this notion of professional activity is not always the same according to the cultures and the countries. But the answers also allow a vague measure of the age of the members and some differences depending on the countries:
  - in Spain: 22% have a professional activity
  - in Italy: 30%
  - in France: 31%
  - in Latin America: 36%
  - in Poland: 51%
  
- **20% stated a pastoral activity** (paid or not); but many others probably have such a commitment in their dioceses as well, while they did not mention it.



**The Institutes who have their own institutions** (basis: 184 Institutes)

43 Institutes have their own institutions in which some of their members work – of which 27 of pontifical right.

These Institutes are mainly Italian ( 11 ), Spanish ( 10 ), French ( 6 ) and German ( 4 ).



**The presence of members of secular Institutes in the world** (basis: 146 Institutes)

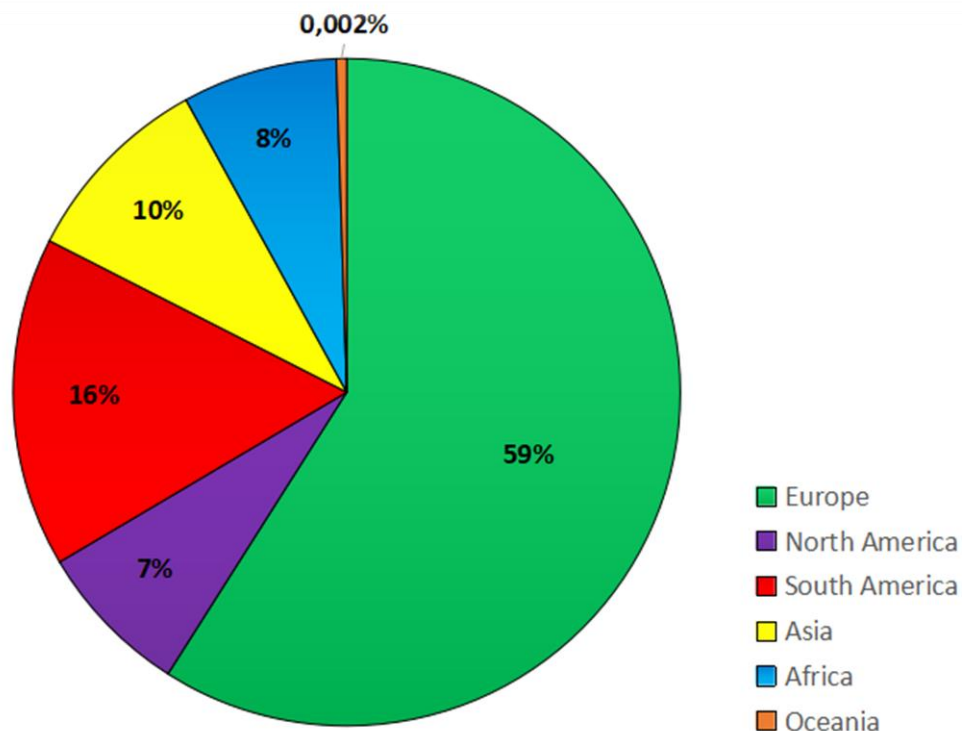
146 Institutes gave the geographical statistics of their 22.629 members.

- **81,5% of the Institutes have an international dimension**  
(members present in 2 or more countries);
- **18,5% have all their members in the country of their foundation.**

This important international dimension requires special attention in the territorial organisation and the functioning of the Institutes themselves.

- *in Europe:* 13.432 members (i.e. 59% of the total number)
- *in North America:* 1.685 members (7,5%)
- *in South America:* 3.674 members (16%)
- *in Asia:* 2.133 members (9,5%)
- *in Africa:* 1.658 members (7,5)
- *in Oceania:* 47 members (0.002%)

This data shows that members in Europe are still the overall majority; but it does not allow us to measure the current changes.



**Number of members by country** (basis: 146 Institutes)

Secular Institutes today are present in 87 countries (out of 193).

*In brackets: the number of secular Institutes (SI) that are present in each country.*

**EUROPE: 13.432 members of 131 Institutes in 31 countries**, of which:

*Countries where members are the most numerous:*

|                |       |         |
|----------------|-------|---------|
| - Italy:       | 6.011 | (77 SI) |
| - Spain:       | 1.956 | (38 SI) |
| - France:      | 1.595 | (36 SI) |
| - Germany:     | 1.492 | (36 SI) |
| - Poland:      | 825   | (29 SI) |
| - Portugal:    | 574   | (15 SI) |
| - Slovakia:    | 297   | (12 SI) |
| - Switzerland: | 213   | (19 SI) |
| - Austria:     | 134   | (14 SI) |
| - Czech Rep.:  | 144   | (12 SI) |
| - Belgium:     | 111   | (22 SI) |

*Also in central and eastern European countries:*

|                   |     |         |
|-------------------|-----|---------|
| - Albania:        | 1   |         |
| - Belarus:        | 6   | (1 SI)  |
| - Bulgaria:       | 1   |         |
| - Croatia:        | 74  | (4 SI)  |
| - Hungary:        | 48  | (6 SI)  |
| - Romania:        | 100 | (2 SI)  |
| - Russia:         | 13  | (3 SI)  |
| - Serbia:         | 3   | (2 SI)  |
| - Slovenia:       | 14  | (2 SI)  |
| - United Kingdom: | 67  | (12 SI) |
| - Ukraine:        | 16  | (6 SI)  |



*And some other countries:*

|                |    |        |
|----------------|----|--------|
| - Estonia:     | 1  |        |
| - Finland:     | 1  |        |
| - Ireland:     | 22 | (8 SI) |
| - Latvia:      | 8  | (3 SI) |
| - Lithuania:   | 8  | (2 SI) |
| - Luxembourg:  | 7  | (3 SI) |
| - Malta:       | 36 | (5 SI) |
| - Netherlands: | 4  | (1 SI) |
| - Norway:      | 4  | (1 SI) |

**AFRICA: 1.658 members of 55 Institutes in 37 countries**, of which:

|                                 |     |         |
|---------------------------------|-----|---------|
| - Benin:                        | 41  | (9 SI)  |
| - Burkina Faso:                 | 33  | (9 SI)  |
| - Burundi:                      | 456 | (9 SI)  |
| - Cameroon:                     | 40  | (7 SI)  |
| - Democratic Rep. of the Congo: | 178 | (14 SI) |
| - Eritrea:                      | 61  | (3 SI)  |
| - Ethiopia :                    | 38  | (4 SI)  |
| - Guinea:                       | 55  | (3 SI)  |
| - Madagascar:                   | 229 | (9 SI)  |
| - Mozambique:                   | 32  | (2 SI)  |
| - Nigeria :                     | 89  | (7 SI)  |
| - Rwanda:                       | 174 | (10 SI) |
| - South Africa:                 | 33  | (2 SI)  |
| - Togo:                         | 39  | (9 SI)  |

In the other 23 countries, the presence is very small (with an average of 3 or 4 members).

**NORTH AND CENTRAL AMERICA: 1.685 members of 59 Institutes in 16 countries**

*The largest countries have many members of secular Institutes:*

|                  |     |         |
|------------------|-----|---------|
| - Canada:        | 427 | (19 SI) |
| - United States: | 411 | (32 SI) |
| - Mexico:        | 339 | (23 SI) |

*Interesting numbers in some countries:*

|                   |     |        |
|-------------------|-----|--------|
| - Cuba:           | 32  | (5 SI) |
| - Dominican Rep.: | 139 | (7 SI) |
| - Haïti:          | 81  | (4 SI) |
| - Puerto-Rico:    | 49  | (7 SI) |

**SOUTH AMERICA: 3.674 members of 79 Institutes in 11 countries:**

|              |       |         |
|--------------|-------|---------|
| - Argentina: | 659   | (32 SI) |
| - Bolivia:   | 99    | (9 SI)  |
| - Brazil:    | 1.350 | (44 SI) |
| - Chile:     | 416   | (26 SI) |
| - Colombia:  | 448   | (15 SI) |
| - Ecuador:   | 139   | (16 SI) |
| - Paraguay:  | 56    | (8 SI)  |
| - Peru:      | 340   | (19 SI) |
| - Trinidad:  | 2     |         |
| - Uruguay:   | 28    | (5 SI)  |
| - Venezuela: | 137   | (11 SI) |

**ASIA: 2.133 members of 38 Institutes in 18 countries, of which:**

|                |     |         |
|----------------|-----|---------|
| - India:       | 679 | (18 SI) |
| - Vietnam:     | 586 | (12 SI) |
| - Philippines: | 245 | (13 SI) |
| - South Korea: | 189 | (8 SI)  |
| - Japan:       | 181 | (6 SI)  |
| - China (PRC): | 97  | (9 SI)  |

**OCEANIA: 47 members of 9 Institutes in 4 countries, of which:**

|                |    |        |
|----------------|----|--------|
| - Australia    | 42 | (5 SI) |
| - New Zealand: | 2  | (2 SI) |